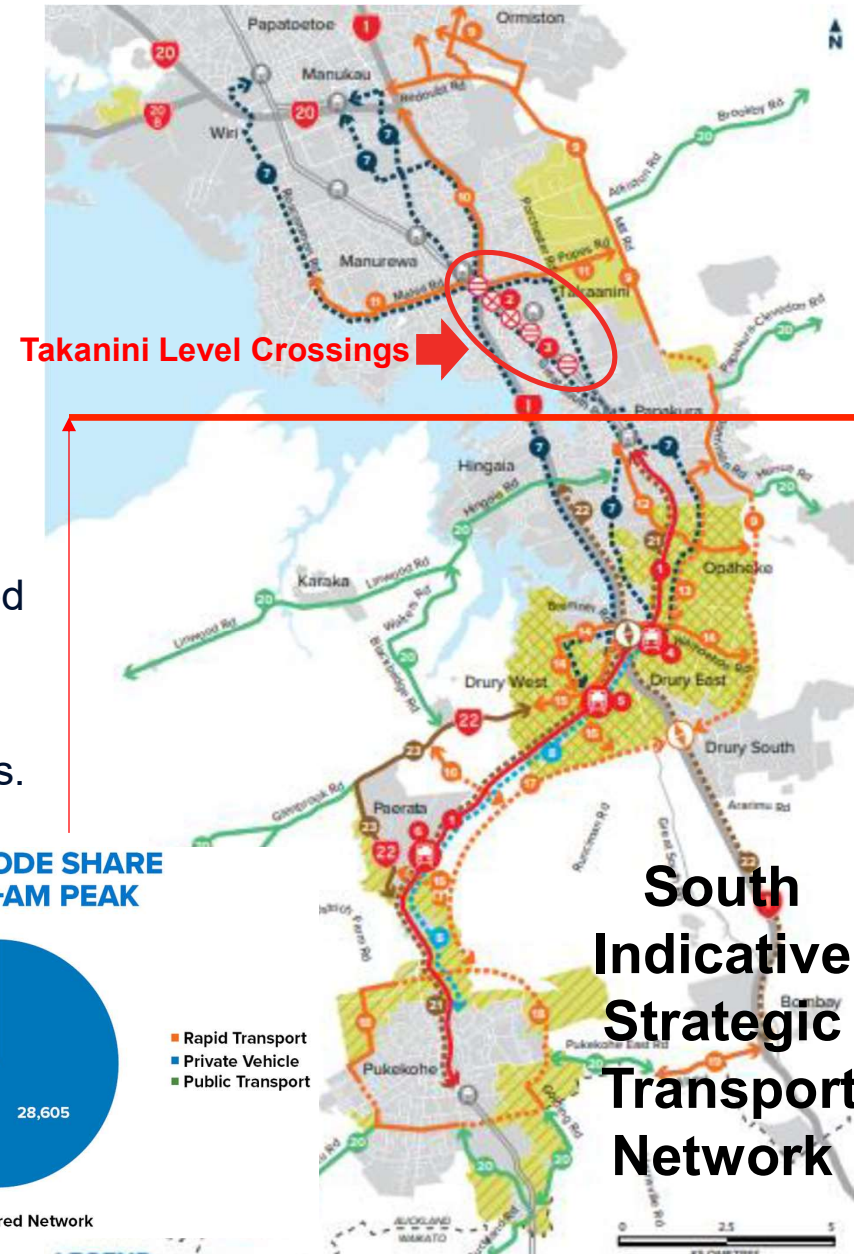


Attach. 1 - South growth

- South Auckland population grows from 190,000 to 350,000.
- Largest proportion (45%) of future urban growth in Auckland.
- Future growth areas in Takanini, Opaheke-Drury, Drury West, Pukekohe-Paerata and Clarks Beach (150,000 people).
- Opaheke-Drury expected to grow from 3,300 to 64,000 by 2046.
- Takaanini expected to see significant growth from greenfield and Mixed Density Residential Standards.
- Rail is the heavy lifter for public transport in the south and includes planned City Rail Link, 9 carriages and four tracking improvements.



Takanini growth facts (2048+):



Population increase of 13,900. Total of 41,500.

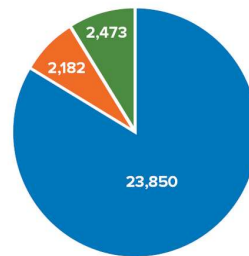


Job increase of 12,300. Total of 18,800.

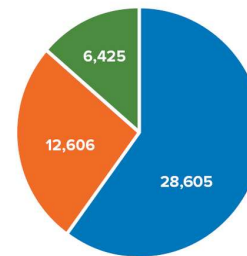


Dwelling increase of 5,900. Total of 14,400.

NORTHBOUND JOURNEY MODE SHARE AT TAKAANINI SCREENLINE -AM PEAK



2016



2046+ Preferred Network

■ Rapid Transport
■ Private Vehicle
■ Public Transport

**South
Indicative
Strategic
Transport
Network**