

Eastern Line



Rail Bus & Train Timetable

Friday 26 April 2024

Rail buses replace trains from late evening between Waitematā (Britomart) and Panmure

Towards Waitematā (Britomart) City Centre

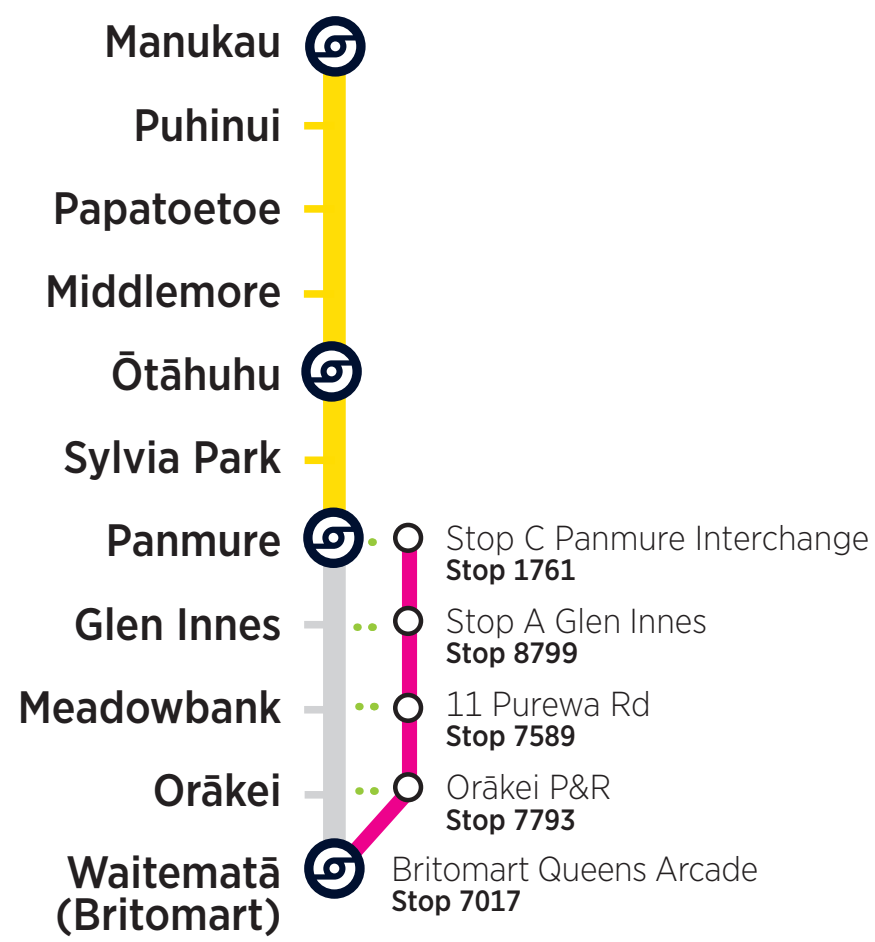


Table with 13 columns: STATION, Manukau, Puhinui, Papatoetoe, Middlemore, Ōtāhuhu, Sylvia Park, Panmure Train, Panmure Rail Bus, Glen Innes, Meadowbank, Orākei, Waitematā (Britomart). Rows show train and rail bus departure times and durations.

Towards Manukau

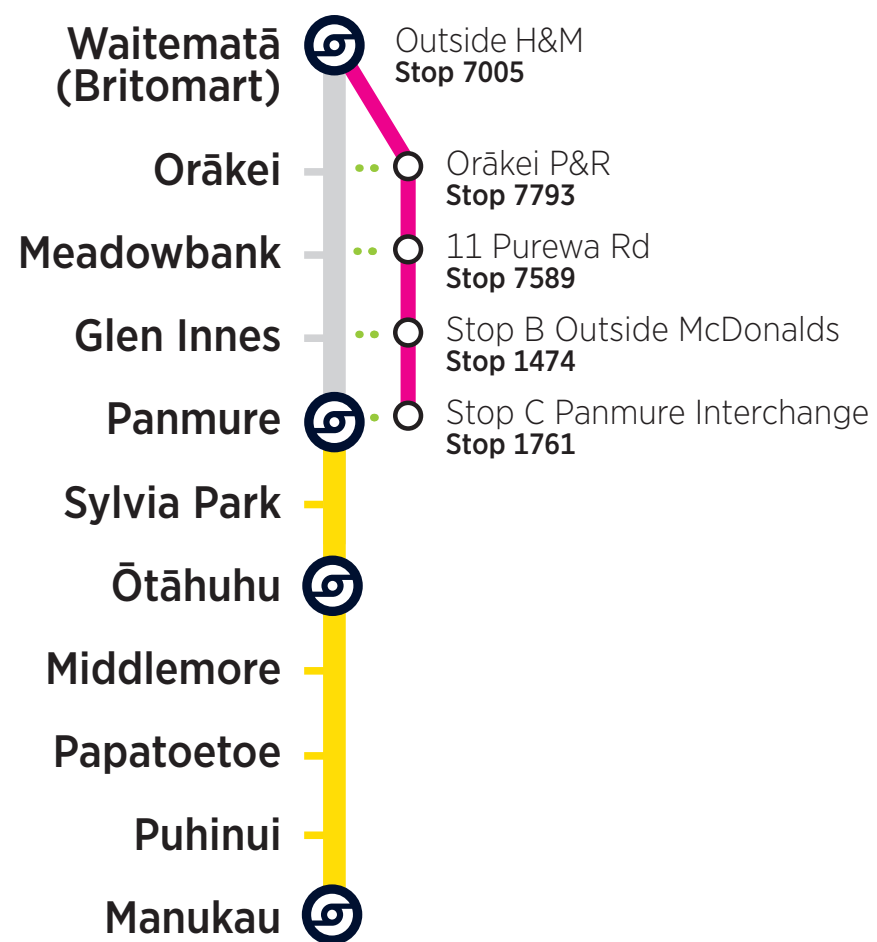



Table with 13 columns: STATION, Waitematā (Britomart), Orākei, Meadowbank, Glen Innes, Panmure Rail Bus, Panmure Train, Sylvia Park, Ōtāhuhu, Middlemore, Papatoetoe, Puhinui, Manukau. Rows show train and rail bus departure times and durations.

- Customers paying in cash must purchase train tickets at a train station before boarding rail buses.
Some rail buses cannot accommodate mobility scooters, bicycles, or larger personal items.
Please make yourself visible to the bus driver and signal the driver to stop.
AT HOP customers must tag-on when boarding a train or rail bus and tag-off when leaving the station or bus.
Your AT HOP fare for combined bus and train trips will be calculated based on the start and end of your journey.
Terms of use of AT HOP cards are available at AT.govt.nz/ATHOP.

Legend for symbols: Rail Bus Services, Train service operating, Bus and Connecting Services, Pedestrian Walkway, Train service not operating, Key Station or Connection Point, 24hr Clock, Public holidays.



Re-plan your journey on the AT Mobile app or AT website. Scan the code or call us on 09 366 6400

